

GARCIA HAMILTON & ASSOCIATES

# Fixed Income: Risk Reducer or Income Generator?

*Presented by:*

**Jeffrey D. Detwiler, CFA, AAMS**

*Partner, Portfolio Manager*

# Table of Contents

---

- Asset Allocation
- Case Studies
- Income Generation
- Long-Term Return Outlook
- Conclusion & “Takeaways”

# Asset Allocation

---

- The story of King Tinstaafi
- Risk and Return are Related

# 25-Year Correlations

Asset Class	S&P 500	Russell 2000	International Equity	High Yield	Real Estate	Fixed Income
S&P 500	1.00	0.87	0.87	0.70	0.66	0.12
Russell 2000	0.87	1.00	0.79	0.69	0.69	0.08
International Equity	0.87	0.79	1.00	0.73	0.65	0.18
High Yield	0.70	0.69	0.73	1.00	0.66	0.30
Real Estate	0.66	0.69	0.65	0.66	1.00	0.33
Fixed Income	0.12	0.08	0.18	0.30	0.33	1.00

Indices shown: S&P 500, Russell 2000, MSCI World ex-US-GD, Bloomberg US Corporate High Yield, FTSE/NAREIT All Equity REIT's, Bloomberg BBB Corporate, Bloomberg US Aggregate, Bloomberg US Corporate Investment Grade Index, Bloomberg US Mortgage-Backed Securities, Bloomberg US Intermediate Gov/Credit, Bloomberg Government 1-3 Year

# Case Studies

---

## **Sometimes It Takes a Crisis to Relearn the Lesson of Fixed Income**

- The Global Financial Crisis and the Covid Pandemic highlighted the benefits that Fixed Income has to offer: income & diversification
- Fixed Income's low correlation with equities provides stability during times of volatility and anchors the asset allocation

# Correlations with S&P 500 Before and During GFC

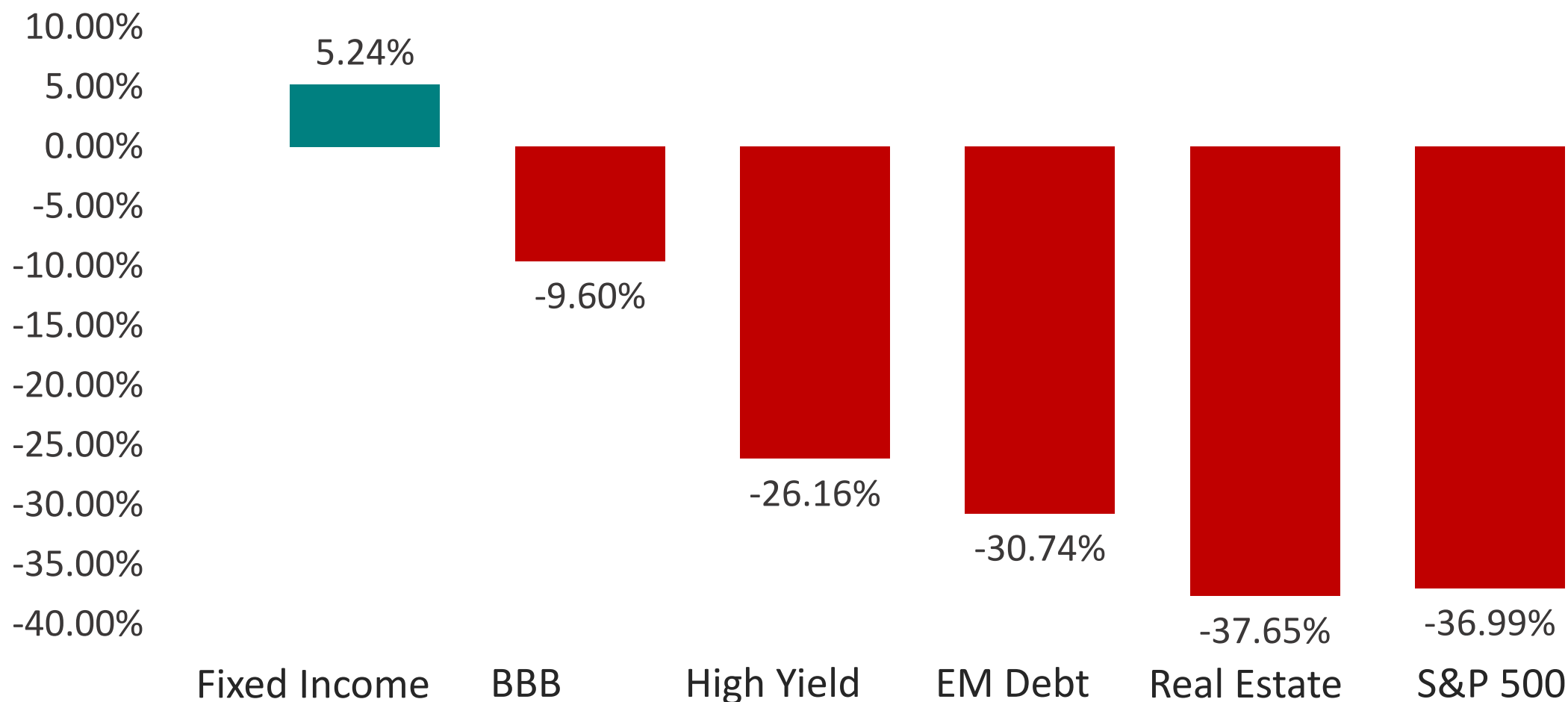
Correlations increased significantly during the Global Financial Crisis (GFC) for several asset classes.

Asset Class	2002-2007	2008
Real Estate	31%	68%
EM Debt	24%	63%
High Yield	30%	80%
BBB	1%	52%
Fixed Income	1%	12%

Asset classes represented by the following indices: FTSE/NAREIT All Equity REITs, ICE BofA ML HY US Emerging Markets Corporate Plus, Bloomberg US Corporate High Yield, Bloomberg Baa Corporate, and Bloomberg US Aggregate

# Returns During GFC Downturn

December 31, 2007 through December 31, 2008



Asset classes represented by the following indices: Bloomberg US Aggregate, Bloomberg Baa Corporate, Bloomberg US Corporate High Yield, ICE BofA ML HY US Emerging Markets Corporate Plus, FTSE/NAREIT All Equity REITs, and S&P 500

# Correlations with S&P 500 Before and During Pandemic

Correlations increased significantly during the pandemic for several asset classes.

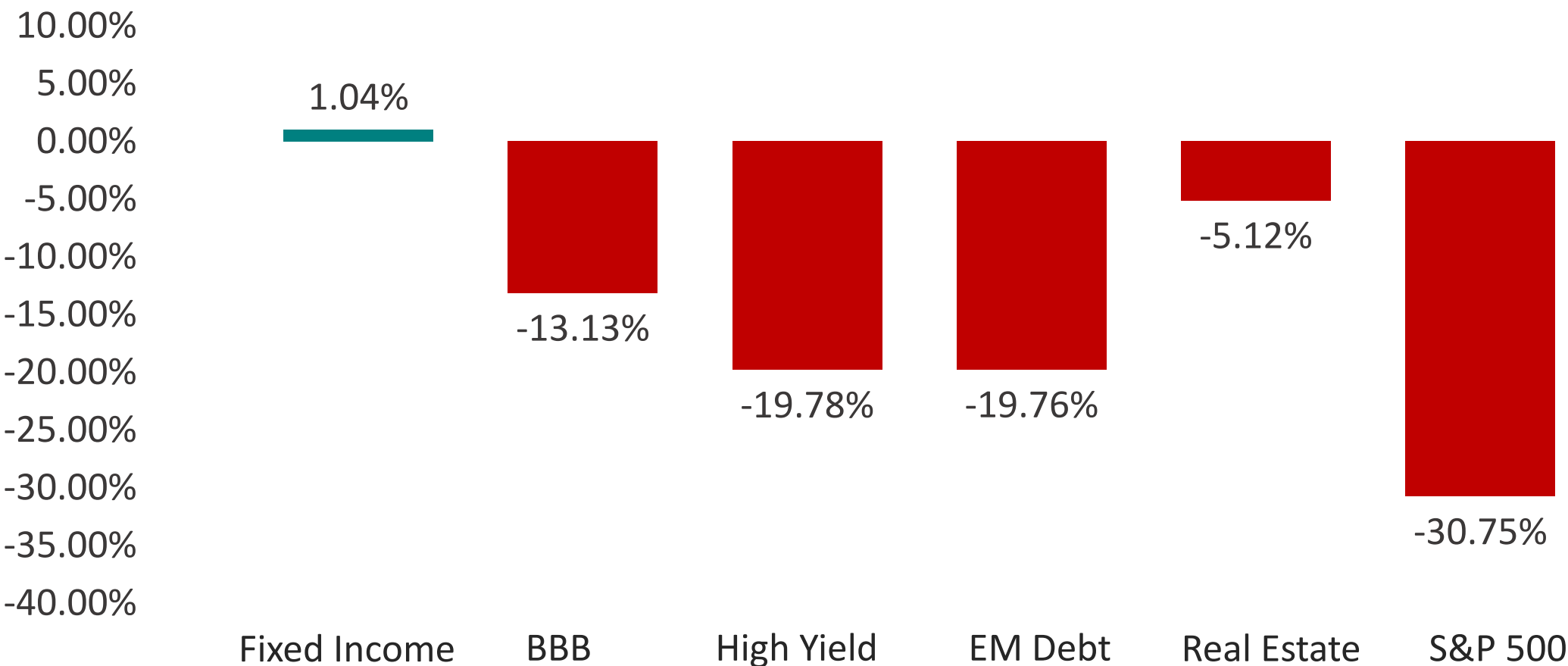
Asset Class	2014-2019	2020
Real Estate	24%	86%
EM Debt	29%	67%
High Yield	51%	72%
BBB	6%	57%
Fixed Income	3%	7%

Asset classes represented by the following indices: FTSE/NAREIT All Equity REITs, ICE BofA ML HY US Emerging Markets Corporate Plus, Bloomberg US Corporate High Yield, Bloomberg Baa Corporate, and Bloomberg US Aggregate



# Returns During Covid-19 Downturn

December 31, 2019 through March 23, 2020



Asset classes represented by the following indices: Bloomberg US Aggregate, Bloomberg Baa Corporate, Bloomberg US Corporate High Yield, ICE BofA ML HY US Emerging Markets Corporate Plus, FTSE/NAREIT All Equity REITs, and S&P 500

# Income Generator

**Fixed Income securities provide regular income in the form of interest and principal payments**

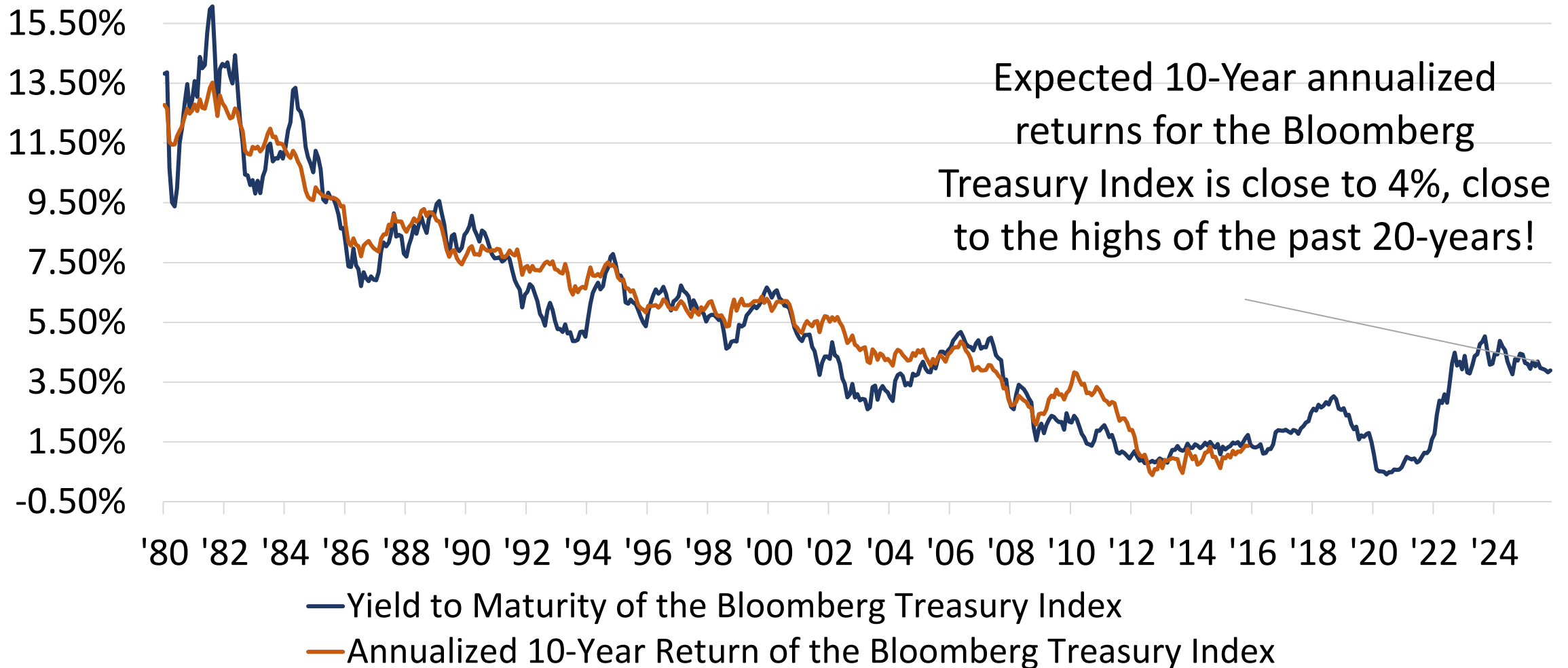
145% of Return over 10 Years	Cumulative	Annualized
Total Return	21.99%	2.01%
Coupon Return (with reinvestment)	31.94%	2.81%

104% of Return over 25 Years	Cumulative	Annualized
Total Return	152.38%	3.77%
Coupon Return (with reinvestment)	158.56%	3.87%

# Attractive Long-Term Returns on the Horizon?

Future Long-Term Returns are Influenced by the Starting Level of Yield



# Conclusion

---

- Investors should be wary of chasing higher yields without regard to the added volatility they are accepting as a result
- Investors may be injecting unnecessary downside risk and over-exposing their allocations to risk assets

# “Takeaways”

---

- Income generation is a benefit, but not the primary reason to maintain Fixed Income as a core part of an asset allocation
- Fixed Income anchors the asset allocation by reducing risk, adding diversification, and providing regular income payments